


SELF PRIMING TRASH PUMP

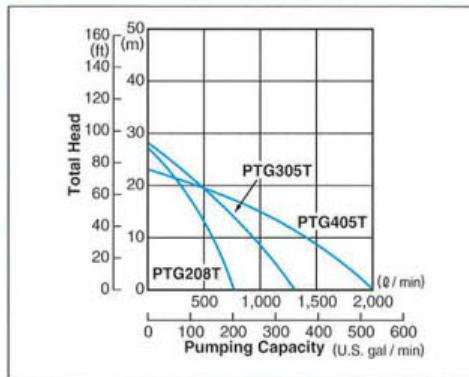
GASOLINE ENGINE PUMP

HEAVY DUTY CONSTRUCTION PUMP are specially designed for heavy duty use such as construction field. Pumps with 3" and 4" pipe diameters are designed to suck up to 31mm dia. trash, and the pumps with 2" pipe diameters are designed to suck up to 20mm dia. trash.

Model **PTG208T**
PTG305T
PTG405T



PERFORMANCE CURVE



STANDARD ACCESSORIES




The above picture shows typical samples. Material and design may vary by models.

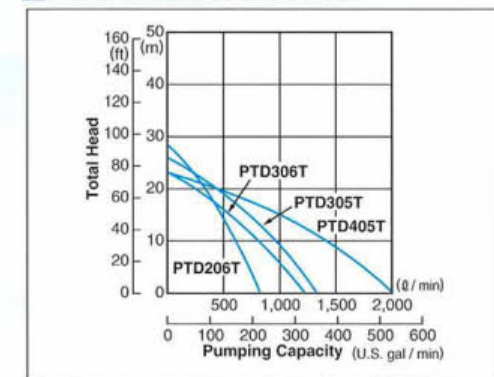
TOUGH AND POWERFUL PUMP
MECHANICAL SEAL is made of silicon-carbide which has most hardness.
IMPELLER is made of hi-chrome cast iron.
INNER CASING is made of cast-iron and due to stainless steel liner inside inner casing only requires to be replaced when defacing.
PUMP CASING, FRONT COVER are made of cast aluminum.

DIESEL ENGINE PUMP

Model **PTD206T**
PTD306T
PTD305T
PTD405T



PERFORMANCE CURVE



OPTION Available for PTD305T/405T



SPECIFICATIONS

Model		PTG208T	PTG305T	PTG405T
PUMP	Type	Self-priming, Trash pump		
	Suction×Delivery Diameters	50.8×50.8mm(2×2in.)	76.2×76.2mm(3×3in.)	101.6×101.6mm(4×4in.)
	Total Head	27m	28m	23m
	Maximum Delivery Volume	750 ℓ/min	1300 ℓ/min	2000 ℓ/min
	Suction Head	8m		
Axle Seal Material(Mechanical Seal)		Silicon-carbide		
ENGINE	Model	EY20-3D	EY28D	EY40D
	Type	Robin Air-cooled, 4-stroke, Gasoline engine		
	Fuel	Automobile gasoline		
	Fuel Tank Capacity	3.8L	5.5L	6.0L
	Starting System	Recoil starter		
	Dimensions (L×W×H)	600×398×448mm	690×485×600mm	730×485×600mm
Net Weight		34.8kg	45kg	71.4kg
Standard Accessories		Engine tool kit (1 set), Strainer (1 pc.), Hose coupling (2 pcs.), Hose band (3 pcs.)		
With Wheel Kit & Stand	Dimensions (L×W×H)	—		
	Net Weight	—		

Model		PTD206T	PTD306T	PTD305T	PTD405T
PUMP	Type	Self-priming, Trash pump			
	Suction×Delivery Diameters	50.8×50.8mm(2×2in.)	76.2×76.2mm(3×3in.)	76.2×76.2mm(3×3in.)	101.6×101.6mm(4×4in.)
	Total Head	28m	23m	26m	23m
	Maximum Delivery Volume	800 ℓ/min	1200 ℓ/min	1300 ℓ/min	2000 ℓ/min
	Suction Head	8m			
Axle Seal Material(Mechanical Seal)		Silicon-carbide			
ENGINE	Model	DY23-2D	DY27-2D	DY35D	DY41D
	Type	Robin Air-cooled, 4-stroke, Diesel engine			
	Fuel	Diesel light oil			
	Fuel Tank Capacity	3.2L			4.5L
	Starting System	Recoil starter			
	Dimensions (L×W×H)	610×410×510mm	680×410×590mm	710×485×610mm	730×485×610mm
Net Weight		51.5kg	61kg	70.4kg	89kg
Standard Accessories		Engine tool kit (1 set), Strainer (1 pc.), Hose coupling (2 pcs.), Hose band (3 pcs.)			
With Wheel Kit & Stand	Dimensions (L×W×H)	—		995×685×720mm	
	Net Weight	—		77.4kg	96kg

Specifications are subject to change without notice.

IMPORTANT

1. Self-priming pumps require water only for the initial pumping operation. No water is necessary for subsequent pumping when the casing contains water.
2. Consider all flow friction losses inside piping and valve resistance when figuring the actual head.
3. For maximum efficiency, make the piping as short and straight as possible.